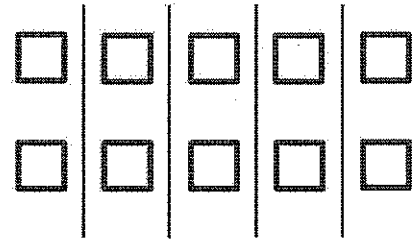
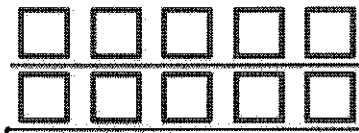
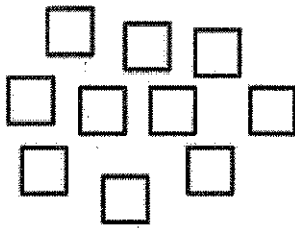



G2-M6-Lesson 8

1. Create an array with the squares.



I can build an array with 2 rows of 5 or 5 columns of 2. They both show the same total!

2. Use the array of squares to answer the questions below.



- a. There are 3 squares in one row.
- b. There are 4 squares in one column.
- c. $\underline{4} + \underline{4} + \underline{4} = \underline{12}$
- d. 3 columns of 4 = 4 rows of 3 = 12 total.

Since there are 3 addends, I know this repeated addition equation relates to the columns.

3. Draw a tape diagram to match your repeated addition equation and array.

The column is the group, so I draw 3 boxes to show 3 groups.



There are 4 squares in each column, so 4 is the unit I am counting.