
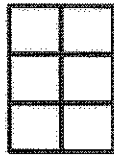



## G2-M6-Lesson 13

1. Step 1: Construct a rectangle with 5 columns of 3.

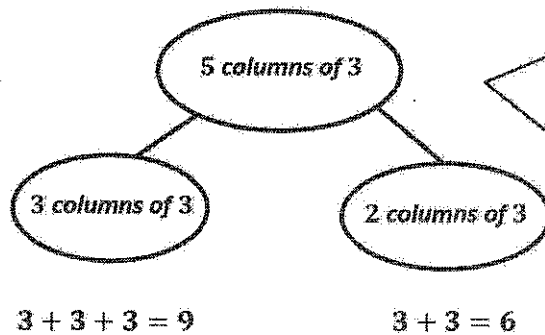


- Step 2: Separate 3 columns of 3.



I decompose 5 columns of 3 into 2 smaller rectangles, or parts. 3 columns of 3 and 2 columns of 3 make 5 columns of 3.


- Step 3: Write a number bond to show the whole and two parts. Write a repeated addition sentence to match each part of the number bond.



I can draw a number bond to match my arrays. I know that a larger rectangle can be decomposed into smaller rectangles, because 15 can be decomposed into 9 and 6.


2. Use 16 square tiles to construct a rectangle.

a. 4 rows of 4 = 16

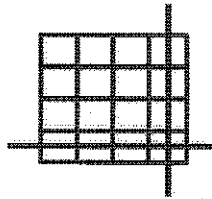


I can remove a row, which is a unit of 4, so my new rectangle has 12 square tiles.  $4 + 4 + 4 = 12$

b. Remove 1 row. How many square tiles are there now? 12



c. Remove 1 column from the new rectangle you made in part (b). How many square tiles are there now? 9



Now I can remove a column, which is a unit of 3. My new rectangle has 3 fewer square tiles than part (b).  $3 + 3 + 3 = 9$