


G2-M5-Lesson 6

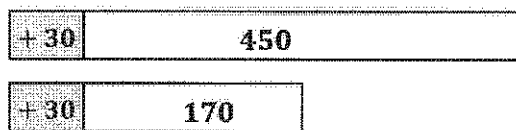
1. Draw and label a tape diagram to show how to simplify the problem. Write the new equation, and then subtract.

a. $570 - 380 = \underline{590 - 400} = \underline{190}$



It's easier to take away hundreds! If I add the same amount, 20, to each number, I have a simpler problem. This is called compensation! Now, I can easily subtract 400 from 590.

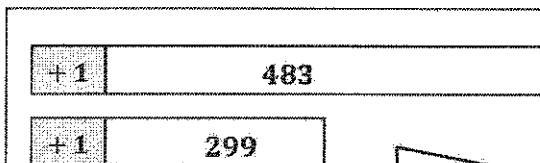
b. $450 - 170 = \underline{480 - 200} = \underline{280}$



I see that 170 is close to 200. I add 30 to each number, so the difference stays the same. My new problem is $480 - 200$.

2. Draw and label a tape diagram to show how to simplify the problem. Write a new equation, and then subtract. Check your work using addition.

a. $483 - 299 = \underline{484 - 300} = \underline{184}$



Check:

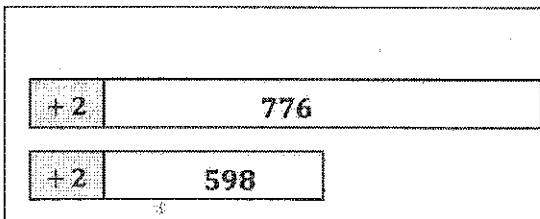
$184 + 300 = 484$

I check my work by adding the 2 parts. The sum should be 484.

I only need to add 1 to each number to make this problem easier! If I add 1 to both numbers, I can subtract only hundreds, instead of hundreds, tens, and ones!

This is much easier than the vertical form because I don't have to rename! I just add 2 to both numbers, and then I can solve in my head!

b. $776 - 598 = \underline{778 - 600} = \underline{178}$



Check:

$178 + 600 = 778$