

G2-M3-Lesson 3


1. Fill in the blanks to reach the benchmark numbers.

66, 67, 68, 69, 70, 80, 90, 100, 200, 300, 400, 410, 420

I count by ones to reach 70. I count by tens to reach 100. I count by hundreds to reach 400, and then I count by tens to get to 420.

Benchmark numbers make it quicker and easier to count to large numbers!

2. These are ones, tens, and hundreds. How many sticks are there in all?




I know that the order of these drawn units doesn't matter, but it's easiest to start with the highest value, the hundreds.


This shows 2 hundreds, 3 tens, and 2 ones. I can count like this: 100, 200, 210, 220, 230, 231, 232. So there are 232 sticks in all.

There are 232 sticks in all.

3. Show a way to count from 457 to 700 using ones, tens, and hundreds.



I count three more ones to get to the benchmark number, 460. From there I can count by tens up to 500. Then, I count on by hundreds to reach 700.



457

I can draw bundles to show my count or just write the numbers.

458, 459, 460, 470, 480, 490, 500, 600, 700