


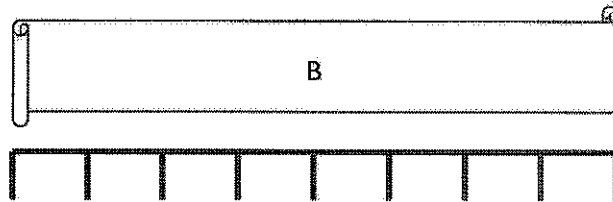
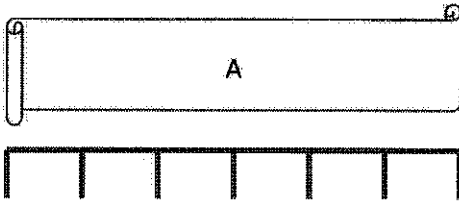
G2-M2-Lesson 2

1. The picture of the eraser is about 4 centimeters long.



I can cut out the centimeter cube and use the mark and move forward strategy to measure the picture. I have to mark where the cube ends before I can move it forward again.

2. John used a centimeter cube and the mark and move forward strategy to measure these pieces of tape. Use his work to answer the following questions.



How long is Tape A? 6 centimeters long.

How long is Tape B? 8 centimeters long.

Which tape is shorter? Tape A

The total length of Tapes A and B is 14 centimeters.

Since John measured without any gaps or overlaps, I know that the distance between the pencil marks is the same length! I can count the length units for each piece of tape.